

Syllabus of  
UNDERGRADUATE DEGREE COURSE

**Electronics Instrumentation & Control**



Rajasthan Technical University, Kota

Effective from session: 2024 – 2025



# RAJASTHAN TECHNICAL UNIVERSITY, KOTA

## SYLLABUS

2<sup>nd</sup> Year - IV Semester: B.Tech. (Electronics Instrumentation & Control)

### 4EI2-01: Advance Engineering Mathematics-II

Credit: 3  
3L+0T+0P

Max. Marks: 100(IA:30, ETE:70)  
End Term Exam: 3 Hours

SN	Contents	Hours
1	<b>Introduction:</b> Objective, scope and outcome of the course.	1
2	<b>Complex Variable – Differentiation:</b> Differentiation, Cauchy-Riemann equations, analytic functions, harmonic functions, finding harmonic conjugate; elementary analytic functions (exponential, trigonometric, logarithm) and their properties; Conformal mappings, Mobius transformations and their properties.	7
3	<b>Complex Variable - Integration:</b> Contour integrals, Cauchy-Goursat theorem (without proof), Cauchy Integral formula (without proof), Liouville's theorem and Maximum-Modulus theorem (without proof); Taylor's series, zeros of analytic functions, singularities, Laurent's series; Residues, Cauchy Residue theorem (without proof).	8
4	<b>Applications of complex integration by residues:</b> Evaluation of definite integral involving sine and cosine. Evaluation of certain improper integrals.	4
5	<b>Special Functions:</b> Legendre's function, Rodrigues formula, generating function, Simple recurrence relations, orthogonal property.  Bessel's functions of first and second kind, generating function, simple recurrence relations, orthogonal property.	10
6	<b>Linear Algebra:</b> Vector Spaces, subspaces, Linear independence, basis and dimension, Inner product spaces, Orthogonality, Gram Schmidt orthogonalization, characteristic polynomial, minimal polynomial, positive definite matrices and canonical forms, QR decomposition.	10
	<b>Total</b>	<b>40</b>

Office of Dean Academic Affairs  
Rajasthan Technical University, Kota



# RAJASTHAN TECHNICAL UNIVERSITY, KOTA

## SYLLABUS

2<sup>nd</sup> Year - IV Semester: B.Tech. (Electronics Instrumentation & Control)

### 4EII-03/3EII-03: Managerial Economics And Financial Accounting

2 Credit

Max. Marks: 100(IA:30, ETE:70)

2L:0T:0P

End Term Exam: 2 Hours

SN	Contents	Hours
1	<b>Introduction:</b> Objective, scope and outcome of the course.	1
2	<b>Basic economic concepts-</b> Meaning, nature and scope of economics, deductive vs inductive methods, static and dynamics, Economic problems: scarcity and choice, circular flow of economic activity, national income-concepts and measurement.	3
3	<b>Demand and Supply analysis-</b> Demand-types of demand, determinants of demand, demand function, elasticity of demand, demand forecasting –purpose, determinants and methods, Supply-determinants of supply, supply function, elasticity of supply.	5
4	<b>Production and Cost analysis-</b> Theory of production- production function, law of variable proportions, laws of returns to scale, production optimization, least cost combination of inputs, isoquants. Cost concepts-explicit and implicit cost, fixed and variable cost, opportunity cost, sunk costs, cost function, cost curves, cost and output decisions, cost estimation.	5
5	<b>Market structure and pricing theory-</b> Perfect competition, Monopoly, Monopolistic competition, Oligopoly.	4
6	<b>Financial statement analysis-</b> Balance sheet and related concepts, profit and loss statement and related concepts, financial ratio analysis, cash-flow analysis, funds-flow analysis, comparative financial statement, analysis and interpretation of financial statements, capital budgeting techniques.	8
	<b>Total</b>	<b>26</b>

Office of Dean Academic Affairs  
Rajasthan Technical University, Kota



# RAJASTHAN TECHNICAL UNIVERSITY, KOTA

## SYLLABUS

2<sup>nd</sup> Year - IV Semester: B.Tech. (Electronics Instrumentation & Control)

### 4EII-02/3EII-02: Technical Communication

2 Credit

2L:0T:0P

Max. Marks: 100(IA:30, ETE:70)

End Term Exam: 2 Hours

SN	Contents	Hours
1	<b>Introduction:</b> Objective, scope and outcome of the course.	1
2	<b>Introduction to Technical Communication-</b> Definition of technical communication, Aspects of technical communication, forms of technical communication, importance of technical communication, technical communication skills (Listening, speaking, writing, reading writing), linguistic ability, style in technical communication.	3
3	<b>Comprehension of Technical Materials/Texts and Information Design &amp; development-</b> Reading of technical texts, Reading and comprehending instructions and technical manuals, Interpreting and summarizing technical texts, Note-making. Introduction of different kinds of technical documents, Information collection, factors affecting information and document design, Strategies for organization, Information design and writing for print and online media.	6
4	<b>Technical Writing, Grammar and Editing-</b> Technical writing process, forms of technical discourse, Writing, drafts and revising, Basics of grammar, common error in writing and speaking, Study of advanced grammar, Editing strategies to achieve appropriate technical style, Introduction to advanced technical communication. Planning, drafting and writing Official Notes, Letters, E-mail, Resume, Job Application, Minutes of Meetings.	8
5	<b>Advanced Technical Writing-</b> Technical Reports, types of technical reports, Characteristics and formats and structure of technical reports. Technical Project Proposals, types of technical proposals, Characteristics and formats and structure of technical proposals. Technical Articles, types of technical articles, Writing strategies, structure and formats of technical articles.	8
	<b>Total</b>	<b>26</b>

Office of Dean Academic Affairs  
Rajasthan Technical University, Kota



# RAJASTHAN TECHNICAL UNIVERSITY, KOTA

## SYLLABUS

2<sup>nd</sup> Year - IV Semester: B.Tech. (Electronics Instrumentation & Control)

### 4EI4-04: Analog Circuits

Credit: 3  
3L+0T+0P

Max. Marks: 100(IA:30, ETE:70)  
End Term Exam: 3 Hours

SN	Contents	Hours
1	<b>Introduction:</b> Objective, scope and outcome of the course.	1
2	Diode Circuits, Amplifier models: Voltage amplifier, current amplifier, trans-conductance amplifier and trans-resistance amplifier. Biasing schemes for BJT and FET amplifiers, bias stability, various configurations (such as CE/CS, CB/CG, CC/CD) and their features, small signal analysis, low frequency transistor models, estimation of voltage gain, input resistance, output resistance etc., design procedure for particular specifications, low frequency analysis of multistage amplifiers.	8
3	High frequency transistor models, frequency response of single stage and multistage amplifiers, cascode amplifier. Various classes of operation (Class A, B, AB, C etc.), their power efficiency and linearity issues. Feedback topologies: Voltage series, current series, voltage shunt, current shunt, effect of feedback on gain, bandwidth etc., calculation with practical circuits, concept of stability, gain margin and phase margin.	8
4	Oscillators: Review of the basic concept, Barkhausen criterion, RC oscillators (phase shift, Wien bridge etc.), LC oscillators (Hartley, Colpitt, Clapp etc.), non-sinusoidal oscillators. Current mirror: Basic topology and its variants, V-I characteristics, output resistance and minimum sustainable voltage (V <sub>ON</sub> ), maximum usable load. Differential amplifier: Basic structure and principle of operation, calculation of differential gain, common mode gain, CMRR and ICMR. OP-AMP design: design of differential amplifier for a given specification, design of gain stages and output stages, compensation.	8
5	OP-AMP applications: review of inverting and non-inverting amplifiers, integrator and differentiator, summing amplifier, precision rectifier, Schmitt trigger and its applications. Active filters: Low pass, high pass, band pass and band stop, design guidelines.	8
6	Digital-to-analog converters (DAC): Weighted resistor, R-2R ladder, resistor string etc. Analog to digital converters (ADC): Single slope, dual slope, successive approximation, flash etc. Switched capacitor circuits: Basic concept, practical configurations, application in amplifier, integrator, ADC etc.	7
<b>Total</b>		<b>40</b>

Office of Dean Academic Affairs  
Rajasthan Technical University, Kota



# RAJASTHAN TECHNICAL UNIVERSITY, KOTA

## SYLLABUS

2<sup>nd</sup> Year - IV Semester: B.Tech. (Electronics Instrumentation & Control)

### Course Outcome:

Course Code	Course Name	Course Outcome	Details
4E14-04	Analog Circuits	CO 1	Understand the characteristics of diodes and transistors
		CO 2	Design and analyze various rectifier and amplifier circuits
		CO 3	Design sinusoidal and non-sinusoidal oscillators
		CO 4	Understand the functioning of OP-AMP and design OP-AMP based circuits
		CO 5	Understanding the designing of ADCs and DACs

### CO-PO Mapping:

Subject	Course Outcomes	PO 1	PO 2	PO 3	PO 4	PO 5	PO 6	PO 7	PO 8	PO 9	PO 10	PO 11	PO 12
4E14-04 Analog Circuits	CO 1	3		1	1	2							
	CO 2	1	1	2		1							
	CO 3	3	1		1								
	CO 4	2				2							
	CO 5	2	3		2								

3: Strongly

2: Moderate

1: Weak

Office of Dean Academic Affairs  
Rajasthan Technical University, Kota



# RAJASTHAN TECHNICAL UNIVERSITY, KOTA

## SYLLABUS

2<sup>nd</sup> Year - IV Semester: B.Tech. (Electronics Instrumentation & Control)

### Lecture Plan:

Lecture No.	Content to be taught
Lecture 1	Zero Lecture
Lecture 2	Diode Circuits and Amplifier models
Lecture 3	Voltage amplifier, current amplifier, trans-conductance amplifier and trans-resistance amplifier
Lecture 4	Biasing schemes for BJT and FET amplifiers
Lecture 5	Bias stability in various configurations such as CE/CS, CB/CG, CC/CD
Lecture 6	Small signal analysis of BJT and FET
Lecture 7	low frequency transistor models
Lecture 8	Estimation of voltage gain, input resistance, output resistance etc.
Lecture 9	Design procedure for particular specifications, low frequency analysis of multistage amplifiers.
Lecture 10	High frequency transistor models
Lecture 11	frequency response of single stage and multistage amplifiers
Lecture 12	Cascode Amplifier
Lecture 13	Various classes of operation (Class A, B, AB, C etc.), their power efficiency and linearity issues
Lecture 14	Feedback topologies: Voltage series, current series, voltage shunt, current shunt
Lecture 15	Effect of feedback on gain, bandwidth etc.,
Lecture 16	Calculation with practical circuits
Lecture 17	Concept of stability, gain margin and phase margin.
Lecture 18	Basics of oscillator
Lecture 19	Barkhausen criterion, RC oscillators (phase shift, Wien bridge etc.)
Lecture 20	LC oscillators (Hartley, Colpitt, Clapp etc.)
Lecture 21	Non-sinusoidal oscillators. Current mirror: Basic topology and its variants.

Office of Dean Academic Affairs  
Rajasthan Technical University, Kota



# RAJASTHAN TECHNICAL UNIVERSITY, KOTA

## SYLLABUS

2<sup>nd</sup> Year - IV Semester: B.Tech. (Electronics Instrumentation & Control)

Lecture 22	V-I characteristics, output resistance and minimum sustainable voltage ( $V_{ON}$ ), maximum usable load.
Lecture 23	Differential amplifier: Basic structure and principle of operation, calculation of differential gain, common mode gain, CMRR and ICMR.
Lecture 24	OP-AMP design: design of differential amplifier for a given specification
Lecture 25	Design of gain stages and output stages, compensation
Lecture 26	OP-AMP applications: review of inverting and non-inverting amplifiers
Lecture 27	Integrator and differentiator, summing amplifier
Lecture 28	Precision rectifier, Schmitt trigger and its applications
Lecture 29	Active filters: Low pass, high pass
Lecture 30	Band pass and band stop Filters
Lecture 31	Filter Design guidelines
Lecture 32	Digital-to-analog converters (DAC): Weighted resistor, R-2R ladder, resistor string etc
Lecture 33	Analog to digital converters (ADC): Single slope, dual slope
Lecture 34	successive approximation, flash TYPE ADC
Lecture 35	Switched capacitor circuits: Basic concept
Lecture 36	Switched capacitor circuits: practical configurations
Lecture 37	Switched capacitor circuits: applications
Lecture 38	Spill over classes
Lecture 39	Spill over classes
Lecture 40	Spill over classes

### Content delivery method:

1. Chalk and Duster
2. PPT
3. Hand-outs

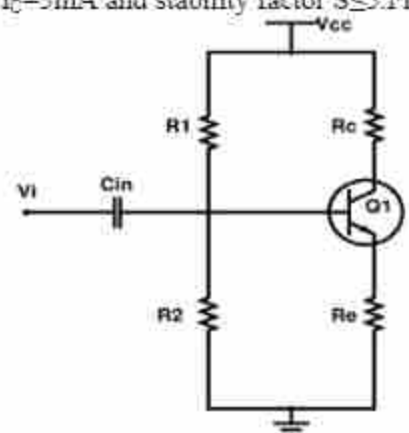
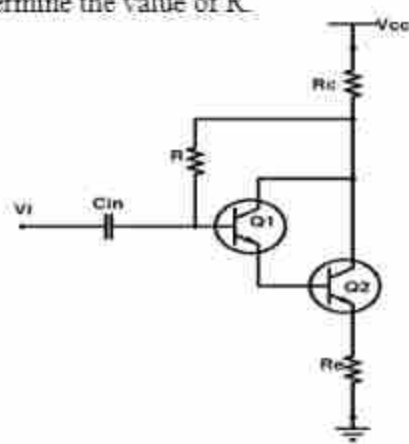


# RAJASTHAN TECHNICAL UNIVERSITY, KOTA

## SYLLABUS

2<sup>nd</sup> Year - IV Semester: B.Tech. (Electronics Instrumentation & Control)

### Sample assignments:

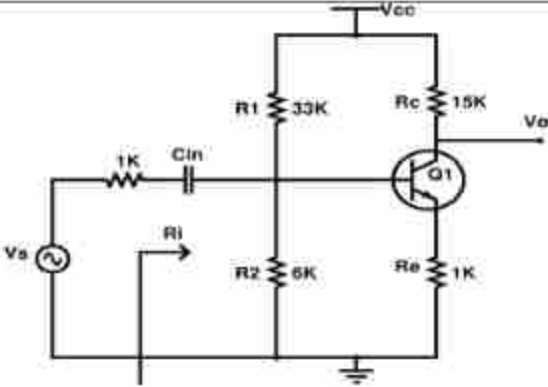
<b>Assignment I</b>	<p><b>Q1.</b> Assume that a silicon transistor with <math>\beta = 50</math>, <math>V_{BE(active)} = 0.7</math> V, <math>V_{CC} = 15</math> V and <math>R_C = 10</math> K is used in the Fig.1. It is desired to establish a Q-point at <math>V_{CE} = 7.5</math> V and <math>I_C = 5</math> mA and stability factor <math>S \leq 5</math>. Find <math>R_e</math>, <math>R_1</math> and <math>R_2</math>.</p> 
	<p><b>Q2.</b> In the Darlington stage shown in Fig.2, <math>V_{CC} = 15</math> V, <math>\beta_1 = 50</math>, <math>\beta_2 = 75</math>, <math>V_{BE} = 0.7</math> V, <math>R_C = 750</math> <math>\Omega</math> and <math>R_E = 100</math> <math>\Omega</math>. If at the quiescent point <math>V_{CE1} = 6</math> V determine the value of <math>R</math>.</p> 
	<p><b>Q3.</b> For the amplifier shown in Fig.3 using a transistor whose parameters are <math>h_{ie} = 1100</math>, <math>h_{re} = 2.5 \times 10^{-4}</math>, <math>h_{fb} = 50</math>, <math>h_{oe} = 24 \mu A/V</math>. Find <math>A_i</math>, <math>A_v</math>, <math>A_{vS}</math> and <math>R_o</math>.</p>



# RAJASTHAN TECHNICAL UNIVERSITY, KOTA

## SYLLABUS

2<sup>nd</sup> Year - IV Semester: B.Tech. (Electronics Instrumentation & Control)

	
Assignment 2	<p>Q1. Discuss the applications of operational amplifier.</p> <p>Q2. Discuss different types of filters.</p> <p>Q3. Discuss Dual counter type DAC and its applications.</p>



# RAJASTHAN TECHNICAL UNIVERSITY, KOTA

## SYLLABUS

2<sup>nd</sup> Year - IV Semester: B.Tech. (Electronics Instrumentation & Control)

### 4EI4-05: Microcontrollers

Credit: 3  
3L+0T+0P

Max. Marks: 100(IA:30, ETE:70)  
End Term Exam: 3 Hours

SN	Contents	Hours
1	<b>Introduction:</b> Objective, scope and outcome of the course.	1
2	Overview of microcomputer systems and their building blocks, memory interfacing, concepts of interrupts and Direct Memory Access, instruction sets of microprocessors (with examples of 8085 and 8086);	10
3	Interfacing with peripherals - timer, serial I/O, parallel I/O, A/D and D/A converters; Arithmetic Coprocessors; System level interfacing design;	8
4	Concepts of virtual memory, Cache memory, Advanced coprocessor Architectures- 286, 486, Pentium; Microcontrollers: 8051 systems,	10
5	Introduction to RISC processors; ARM microcontrollers interface designs.	11
	<b>Total</b>	<b>40</b>

### Course Outcome:

Course Code	Course Name	Course Outcome	Details
4EI4-05	Microcontrollers	CO 1	Develop assembly language programming skills.
		CO 2	Able to build interfacing of peripherals like, I/O, A/D, D/A, timer etc.
		CO 3	Develop systems using different microcontrollers.
		CO 4	Explain the concept of memory organization.
		CO 5	Understand RISC processors and design ARM microcontroller based systems.

Office of Dean Academic Affairs  
Rajasthan Technical University, Kota



# RAJASTHAN TECHNICAL UNIVERSITY, KOTA

## SYLLABUS

2<sup>nd</sup> Year - IV Semester: B.Tech. (Electronics Instrumentation & Control)

### CO-PO Mapping:

Subject	Course Outcomes	PO 1	PO 2	PO 3	PO 4	PO 5	PO 6	PO 7	PO 8	PO 9	PO 10	PO 11	PO 12
4EI04- 05Microcontrollers	CO 1			3	1								
	CO 2			3		1							
	CO 3	1	2	3									
	CO 4	3	2	1									
	CO 5			3	2	1							

3: Strongly

2: Moderate

1: Weak

### Lecture Plan:

Lecture No.	Content to be taught
Lecture 1	Zero Lecture
Lecture 2	Overview of microcomputer systems and their building blocks
Lecture 3	Overview of microcomputer systems and their building blocks
Lecture 4	Memory interfacing
Lecture 5	Memory interfacing
Lecture 6	Concepts of interrupts
Lecture 7	Direct Memory Access
Lecture 8	Direct Memory Access
Lecture 9	Instruction sets of microprocessors (with examples of 8085 and 8086)
Lecture 10	Instruction sets of microprocessors (with examples of 8085 and 8086)
Lecture 11	Instruction sets of microprocessors (with examples of 8085 and 8086)
Lecture 12	Instruction sets of microprocessors (with examples of 8085 and 8086)
Lecture 13	Interfacing with peripherals

Office of Dean Academic Affairs  
Rajasthan Technical University, Kota



# RAJASTHAN TECHNICAL UNIVERSITY, KOTA

## SYLLABUS

2<sup>nd</sup> Year - IV Semester: B.Tech. (Electronics Instrumentation & Control)

Lecture 14	Timer
Lecture 15	Serial I/O
Lecture 16	Parallel I/O
Lecture 17	A/D and D/A converters;
Lecture 18	A/D and D/A converters
Lecture 19	Arithmetic Coprocessors
Lecture 20	System level interfacing design
Lecture 21	Concepts of virtual memory, Cache memory
Lecture 22	Concepts of virtual memory, Cache memory
Lecture 23	Advanced coprocessor Architectures- 286, 486, Pentium
Lecture 24	Advanced coprocessor Architectures- 286, 486, Pentium
Lecture 25	Advanced coprocessor Architectures- 286, 486, Pentium
Lecture 26	Microcontrollers: 8051 systems,
Lecture 27	Microcontrollers: 8051 systems,
Lecture 28	Microcontrollers: 8051 systems,
Lecture 29	Microcontrollers: 8051 systems,
Lecture 30	Microcontrollers: 8051 systems,
Lecture 31	Introduction to RISC processors
Lecture 32	Introduction to RISC processors
Lecture 33	Introduction to RISC processors
Lecture 34	ARM microcontrollers interface designs
Lecture 35	ARM microcontrollers interface designs
Lecture 36	ARM microcontrollers interface designs
Lecture 37	ARM microcontrollers interface designs
Lecture 38	ARM microcontrollers interface designs
Lecture 39	Spill Over Classes
Lecture 40	Spill Over Classes

Office of Dean Academic Affairs  
Rajasthan Technical University, Kota



# RAJASTHAN TECHNICAL UNIVERSITY, KOTA

## SYLLABUS

2<sup>nd</sup> Year - IV Semester: B.Tech. (Electronics Instrumentation & Control)

### Content delivery method:

1. Chalk and Duster
2. PPT
3. Hand-outs

### Assignments:

Assignment 1	Q1. Compare between microprocessor & microcontroller based on no. of instructions used, registers, memory and applications.
	Q2. Interface external program memory with 8051 & explain how the data is transfer.
	Q3. List the I/O ports of microcontroller 8051. Explain their alternative function?
Assignment 2	Q1. Explain RISC and CISC?
	Q2. Without using MUL instruction, perform multiplication operation on any two operands, with both of them being: a. Positive numbers  b. One positive and other negative number  c. Both negative numbers  Verify the values computed.
	Q3. Can you brief up the evolution of ARM architecture?



# RAJASTHAN TECHNICAL UNIVERSITY, KOTA

## SYLLABUS

2<sup>nd</sup> Year - IV Semester: B.Tech. (Electronics Instrumentation & Control)

### 4EI3-06: Measurement & Instrumentation

Credit: 3  
3L+0T+0P

Max. Marks: 100(IA:30, ETE:70)  
End Term Exam: 3 Hours

SN	Contents	Hours
1	<b>Introduction:</b> Objective, scope and outcome of the course.	1
2	<b>THEORY OF ERRORS</b> - Accuracy & precision, Repeatability, Limits of errors, Systematic & random errors, Modeling of errors, Probable error & standard deviation, Gaussian error analysis, Combination of errors.	8
3	<b>Measuring Instruments</b> - Moving coil, moving iron, Electrodynamic and induction instruments-construction, operation, torque equation and errors. Applications of instruments for measurement of current, voltage, single-phase power and single-phase energy. Errors in wattmeter and energy meter and their compensation and adjustment. Testing and calibration of single-phase energy meter by phantom loading. Electronic Voltmeter, Electronic Multimeters, Digital Voltmeter, and Component Measuring Instruments: Q meter, Vector Impedance meter	8
4	<b>Polyphase Metering</b> -Blondel's Theorem for n-phase, p-wire system. Measurement of power and reactive kVA in 3-phase balanced and unbalanced systems: One-wattmeter, two-wattmeter and three-wattmeter methods. 3-phase induction type energy meter. Instrument Transformers: Construction and operation of current and potential transformers. Ratio and phase angle errors and their minimization. Effect of variation of power factor, secondary burden and frequency on errors. Testing of CTs and PTs. Applications of CTs and PTs for the measurement of current, voltage, power and energy.	7
5	<b>Measurement of Resistances</b> - Classification of resistance. Measurement of medium resistances- ammeter and voltmeter method, substitution method, Wheatstone bridge method. Measurement of low resistances – Potentiometer method and Kelvin's double bridge method. Measurement of high resistance: Price's Guard-wire method. Measurement of earth resistance.	8
6	<b>AC Bridges</b> - Generalized treatment of four-arm AC bridges: Sources and detectors. Maxwell's bridge, Hay's bridge and Anderson bridge for self-inductance measurement. Heaviside's bridge for mutual inductance measurement. De Sauty Bridge for capacitance measurement. Wien's bridge for capacitance and frequency measurements. Sources of error in bridge measurements and precautions. Screening of bridge components. Wagner earth device.	8
<b>Total</b>		<b>40</b>

Office of Dean Academic Affairs  
Rajasthan Technical University, Kota



# RAJASTHAN TECHNICAL UNIVERSITY, KOTA

## SYLLABUS

2<sup>nd</sup> Year - IV Semester: B.Tech. (Electronics Instrumentation & Control)

### 4EI4-07: Analog and Digital Communication

Credit: 3  
3L+0T+0P

Max. Marks: 100(IA:30, ETE:70)  
End Term Exam: 3 Hours

SN	Contents	Hours
1	<b>Introduction:</b> Objective, scope and outcome of the course.	1
2	Review of signals and systems, Frequency domain representation of signals, Principles of Amplitude Modulation Systems- DSB, SSB and VSB modulations. Angle Modulation, Representation of FM and PM signals, Spectral characteristics of angle modulated signals.	8
3	Review of probability and random process. Gaussian and white noise characteristics, Noise in amplitude modulation systems, Noise in Frequency modulation systems. Pre-emphasis and Deemphasis, Threshold effect in angle modulation.	7
4	Pulse modulation. Sampling process. Pulse Amplitude and Pulse code modulation (PCM), Differential pulse code modulation. Delta modulation, Noise considerations in PCM, Time Division multiplexing, Digital Multiplexers.	8
5	Elements of Detection Theory, Optimum detection of signals in noise, Coherent communication with waveforms- Probability of Error evaluations. Baseband Pulse Transmission- Inter symbol Interference and Nyquist criterion. Pass band Digital Modulation schemes- Phase Shift Keying, Frequency Shift Keying, Quadrature Amplitude Modulation, Continuous Phase Modulation and Minimum Shift Keying.	8
6	Digital Modulation tradeoffs. Optimum demodulation of digital signals over band-limited channels- Maximum likelihood sequence detection (Viterbi receiver). Equalization Techniques. Synchronization and Carrier Recovery for Digital modulation.	8
<b>Total</b>		<b>40</b>

Office of Dean Academic Affairs  
Rajasthan Technical University, Kota



# RAJASTHAN TECHNICAL UNIVERSITY, KOTA

## SYLLABUS

2<sup>nd</sup> Year - IV Semester: B.Tech. (Electronics Instrumentation & Control)

### Course Outcome:

Course Code	Course Name	Course Outcome	Details
4E14-07	Analog and Digital Communication	CO 1	Analyze and compare different analog modulation schemes for their efficiency and bandwidth
		CO 2	Analyze the behavior of a communication system in presence of noise
		CO 3	Investigate pulsed modulation system and analyze their system performance
		CO 4	Analyze different digital modulation schemes and can compute the bit error performance
		CO 5	Design a communication system comprised of both analog and digital modulation techniques

### CO-PO Mapping:

Subject	Course Outcomes	PO 1	PO 2	PO 3	PO 4	PO 5	PO 6	PO 7	PO 8	PO 9	PO 10	PO 11	PO 12
4E14-07 Analog & Digital Communication	CO 1	3	3		3		1				1		
	CO 2	3	2		3		1						
	CO 3	3	2		3		2						
	CO 4	3	3		3		2				1		
	CO 5	3	2	3	3		3			2	2		

3: Strongly

2: Moderate

1: Weak

### Content delivery method:

1. Chalk and Duster
2. PPT

Office of Dean Academic Affairs  
Rajasthan Technical University, Kota



# RAJASTHAN TECHNICAL UNIVERSITY, KOTA

## SYLLABUS

2<sup>nd</sup> Year - IV Semester: B.Tech. (Electronics Instrumentation & Control)

### Lecture Plan:

Lecture No.	Content to be taught
Lecture 1	Introduction to the COURSE
Lecture 2	Review of signals and systems, Frequency domain representation of signals
Lecture 3	Principles of Amplitude Modulation Systems- DSB, SSB and VSB modulations
Lecture 4	Principles of Amplitude Modulation Systems- DSB, SSB and VSB modulations
Lecture 5	Principles of Amplitude Modulation Systems- DSB, SSB and VSB modulations
Lecture 6	Angle Modulation, Representation of FM and PM signals
Lecture 7	Angle Modulation, Representation of FM and PM signals
Lecture 8	Spectral characteristics of angle modulated signals.
Lecture 9	Review of probability and random process
Lecture 10	Review of probability and random process
Lecture 11	Noise in amplitude modulation systems
Lecture 12	Noise in amplitude modulation systems
Lecture 13	Noise in Frequency modulation systems
Lecture 14	Pre-emphasis and Deemphasis
Lecture 15	Threshold effect in angle modulation
Lecture 16	Pulse modulation. Sampling
Lecture 17	Pulse Amplitude and Pulse code modulation (PCM)
Lecture 18	Pulse Amplitude and Pulse code modulation (PCM)
Lecture 19	Differential pulse code modulation
Lecture 20	Delta modulation
Lecture 21	Noise considerations in PCM
Lecture 22	Time Division multiplexing, Digital Multiplexers
Lecture 23	Elements of Detection Theory
Lecture 24	Optimum detection of signals in noise
Lecture 25	Coherent communication with waveforms- Probability of Error



# RAJASTHAN TECHNICAL UNIVERSITY, KOTA

## SYLLABUS

2<sup>nd</sup> Year - IV Semester: B.Tech. (Electronics Instrumentation & Control)

Lecture 26	Coherent communication with waveforms- Probability of Error evaluations
Lecture 27	Baseband Pulse Transmission- Inter symbol Interference and Nyquist criterion
Lecture 28	Baseband Pulse Transmission- Inter symbol Interference and Nyquist criterion
Lecture 29	Pass band Digital Modulation schemes
Lecture 30	Phase Shift Keying
Lecture 31	Frequency Shift Keying
Lecture 32	Quadrature Amplitude Modulation
Lecture 33	Continuous Phase Modulation and Minimum Shift Keying
Lecture 34	Digital Modulation tradeoffs
Lecture 35	Optimum demodulation of digital signals over band-limited channels
Lecture 36	Optimum demodulation of digital signals over band-limited channels
Lecture 37	Maximum likelihood sequence detection (Viterbi receiver)
Lecture 38	Equalization Techniques
Lecture 39	Synchronization and Carrier Recovery for Digital modulation
Lecture 40	Synchronization and Carrier Recovery for Digital modulation



# RAJASTHAN TECHNICAL UNIVERSITY, KOTA

## SYLLABUS

2<sup>nd</sup> Year - IV Semester: B.Tech. (Electronics Instrumentation & Control)

### Assignments:

Assignment 1	<b>Q1.</b> Design Modulator and Demodulator of SSB-SC Modulation based on its mathematical expression.
	<b>Q2.</b> Derive the figure of merit in a) FM Receiver      b) PM Receiver
	<b>Q3.</b> A Carrier signal $c(t) = 20 \cos(2\pi 10^6 t)$ is modulated by a message signal having three frequencies 5 KHz, 10 KHz & 20 KHz. The corresponding modulation indexes are 0.4, 0.5 & 0.6. Sketch the spectrum. Calculate bandwidth, power and efficiency.
Assignment 2	<b>Q1.</b> Derive the expression for probability of error in ASK, FSK and PSK systems and compare them.
	<b>Q2.</b> With block diagrams explain about DPCM & DM. also compare them.
	<b>Q3.</b> A message signal $m(t) = 4 \cos(2\pi 10^3 t)$ is sampled at nyquist rate and transmitted through a channel using 3-bit PCM system. i. Calculate all the parameters of the PCM. ii. If the sampled values are 3.8, 2.1, 0.5, -1.7, -3.2 & -4 then determine the quantizer output, encoder output and quantization error per each sample. iii. Sketch the transfer characteristics of the quantizer.



# RAJASTHAN TECHNICAL UNIVERSITY, KOTA

## SYLLABUS

2<sup>nd</sup> Year - IV Semester: B.Tech. (Electronics Instrumentation & Control)

### 4EI4-21: Analog and Digital Communication Lab

Credit: 1.5  
0L+0T+3P

Max. Marks: 100(IA:60, ETE:40)

Sr. No.	Name of Experiment
1.	Observe the Amplitude modulated wave form & measure modulation index and demodulation of AM signal.
2.	Harmonic analysis of Amplitude Modulated wave form.
3.	Generation & Demodulation of DSB – SC signal.
4.	Modulate a sinusoidal signal with high frequency carrier to obtain FM signal and demodulation of the FM signal.
5.	Verification of Sampling Theorem.
6.	To study & observe the operation of a super heterodyne receiver.
7.	PAM, PWM & PPM: Modulation and demodulation.
8.	To observe the transmission of four signals over a single channel using TDM-PAM method.
9.	To study the PCM modulation & demodulation and study the effect of channel like attenuation, noise in between modulator & demodulator through the experimental setup.
10.	To study the 4 channel PCM multiplexing & de-multiplexing in telephony system.
11.	To study the Delta & Adaptive delta modulation & demodulation and also study the effect of channel like attenuation, noise in between modulator & demodulator through the experimental setup.
12.	To perform the experiment of generation and study the various data formatting schemes (Unipolar, Bipolar, Manchester, AMI etc.)
13.	To perform the experiment of generation and detection of ASK, FSK, BPSK, DBPSK signals with variable length data pattern.

Office of Dean Academic Affairs  
Rajasthan Technical University, Kota



# RAJASTHAN TECHNICAL UNIVERSITY, KOTA

## SYLLABUS

2<sup>nd</sup> Year - IV Semester: B.Tech. (Electronics Instrumentation & Control)

### Course Outcome:

Course Code	Course Name	Course Outcome	Details
4E14-21	Analog and Digital Communication Lab	CO 1	Understand different analog modulation schemes and evaluate modulation index
		CO 2	Able to understand the principle of superhetrodyne receiver
		CO 3	Develop time division multiplexing concepts in real time applications
		CO 4	Develop and able to comprehend different data formatting schemes
		CO 5	Comprehend and analyze the concepts of different digital modulation techniques in communication.

### CO-PO Mapping:

Subject	Course Outcomes	PO 1	PO 2	PO 3	PO 4	PO 5	PO 6	PO 7	PO 8	PO 9	PO 10	PO 11	PO 12
4E14-21 Analog and Digital Communication Lab	CO 1	3	2		1								
	CO 2	3	2	1									
	CO 3	3	3	2	2	1							
	CO 4	3	3	2	2	1							
	CO 5	3	3	2	2	1							

3: Strongly

2: Moderate

1: Weak

Office of Dean Academic Affairs  
Rajasthan Technical University, Kota



# RAJASTHAN TECHNICAL UNIVERSITY, KOTA

## SYLLABUS

2<sup>nd</sup> Year - IV Semester: B.Tech. (Electronics Instrumentation & Control)

### 4EI4-22: Analog Circuits Lab

Credit: 1.5  
0L+0T+3P

Max. Marks: 100(IA:60, ETE:40)

Sr. No.	Name of Experiment
1.	Study and implementation of Voltage Series and Current Series Negative Feedback Amplifier.
2.	Study and implementation of Voltage Shunt and Current Shunt Negative Feedback Amplifier.
3.	Plot frequency response of BJT amplifier with and without feedback in the emitter circuit and calculate bandwidth, gain bandwidth product with and without negative feedback.
4.	Study and implementation of series and shunt voltage regulators and calculate line regulation and ripple factor.
5.	Plot and study the characteristics of small signal amplifier using FET.
6.	Study and implementation of push pull amplifier. Measure variation of output power & distortion with load and calculate the efficiency.
7.	Study and implementation of Wein bridge oscillator and observe the effect of variation in oscillator frequency.
8.	Study and implementation of transistor phase shift oscillator and observe the effect of variation in R & C on oscillator frequency and compare with theoretical value.
9.	Study and implementation of the following oscillators and observe the effect of variation of capacitance on oscillator frequency: (a) Hartley (b) Colpitts.
10.	Study and implementation of the Inverting And Non-Inverting Operational Amplifier.
11.	Study and implementation of Summing, Scaling And Averaging of Operational Amplifier
12.	Implementation of active filters using OPAMP.

Office of Dean Academic Affairs  
Rajasthan Technical University, Kota



# RAJASTHAN TECHNICAL UNIVERSITY, KOTA

## SYLLABUS

2<sup>nd</sup> Year - IV Semester: B.Tech. (Electronics Instrumentation & Control)

### Course Outcome:

Course Code	Course Name	Course Outcome	Details
4EI14-22	Analog Circuits Lab	CO 1	Discuss and observe the operation of a bipolar junction transistor and field-effect transistor in different region of operations.
		CO 2	Analyze and design of transistor Amplifier and Oscillators. Importance of negative feedback.
		CO 3	Analyze the frequency response of amplifiers and operational amplifier circuits. Develop an intuition for analog circuit behavior in both linear and nonlinear operation.
		CO 4	Design op-amps for specific gain, speed, or switching performance. Compensate operational amplifiers for stability.
		CO 5	Design and conduct experiments, interpret and analyze data, and report results.

### CO-PO Mapping:

Subject	Course Outcomes	PO 1	PO 2	PO 3	PO 4	PO 5	PO 6	PO 7	PO 8	PO 9	PO 10	PO 11	PO 12
4EI14-22 Analog Circuits Lab	CO 1	3	2	1	2	2							
	CO 2	2	3	1	2	3							
	CO 3	1	3	2	3	2							
	CO 4	1	2	3	2	3							
	CO 5	1	2	3	3	3							

3: Strongly

2: Moderate

1: Weak

Office of Dean Academic Affairs  
Rajasthan Technical University, Kota



# RAJASTHAN TECHNICAL UNIVERSITY, KOTA

## SYLLABUS

2<sup>nd</sup> Year - IV Semester: B.Tech. (Electronics Instrumentation & Control)

### 4EI4-23: Microcontrollers Lab

Credit: 1.5

Max. Marks: 100(IA:60, ETE:40)

0L+0T+3P

Sr. No.	Name of Experiment
<b>Following exercises has to be Performed on 8085</b>	
1.	Write a program for 1.1 Multiplication of two 8 bit numbers 1.2 Division of two 8 bit numbers
2.	Write a program to arrange a set of data in Ascending and Descending order.
3.	Write a program to find Factorial of a given number.
4.	Write a program to generate a Software Delay. 4.1 Using a Register 4.2 Using a Register Pair
<b>8085 Interfacing Programs</b>	
5.	5.1 Write a program to Interface ADC with 8085. 5.2 Write a program to interface Temperature measurement module with 8085.
6.	Write a program to interface Keyboard with 8085.
7.	Write a program to interface DC Motor and stepper motor with 8085.
<b>Following exercises has to be Performed on 8051</b>	
8.	Write a program to convert a given Hex number to Decimal.
9.	Write a program to find numbers of even numbers and odd numbers among 10 Numbers.
10.	Write a program to find Largest and Smallest Numbers among 10 Numbers.
11.	11.1 To study how to generate delay with timer and loop. 11.2 Write a program to generate a signal on output pin using timer.
<b>8051 Interfacing Programs</b>	
12.	12.1 Write a program to interface Seven Segment Display with 8051. 12.2 Write a program to interface LCD with 8051.
13.	Write a program for Traffic light Control using 8051.
14.	Write a program for Elevator Control using 8051.



# RAJASTHAN TECHNICAL UNIVERSITY, KOTA

## SYLLABUS

2<sup>nd</sup> Year - IV Semester: B.Tech. (Electronics Instrumentation & Control)

### Course Outcome:

Course Code	Course Name	Course Outcome	Details
4EI4-23	Microcontrollers Lab	CO 1	Develop skills related to assembly level programming of microprocessors and microcontroller.
		CO 2	Interpret the basic knowledge of microprocessor and microcontroller interfacing, delay generation, waveform generation and Interrupts.
		CO 3	Interfacing the external devices to the microcontroller and microprocessor to solve real time problems.
		CO 4	Illustrate functions of various general purpose interfacing devices.
		CO 5	Develop a simple microcontroller and microprocessor based systems

### CO-PO Mapping:

Subject	Course Outcomes	PO 1	PO 2	PO 3	PO 4	PO 5	PO 6	PO 7	PO 8	PO 9	PO 10	PO 11	PO 12
4EI4-23 Microcontrollers Lab	CO 1	2	1	2	1	3							
	CO 2	3	2	1	2	1							
	CO 3	1	1	3	1	3							
	CO 4	2	2	1									
	CO 5	1	1	3	2	2		2					

3: Strongly

2: Moderate

1: Weak

Office of Dean Academic Affairs  
Rajasthan Technical University, Kota



# RAJASTHAN TECHNICAL UNIVERSITY, KOTA

## SYLLABUS

2<sup>nd</sup> Year - IV Semester: B.Tech. (Electronics Instrumentation & Control)

### 4EI4-24: Measurement & Instrumentation Lab

Credit: 1.5

Max. Marks: 100(IA:60, ETE:40)

0L+0T+3P

Sr. No.	Contents
1.	Measure the low resistance by Kelvin's double bridge
2.	Calibrate an ammeter using D.C. slide wire potentiometer.
3.	Calibrate a wattmeter using Crompton's potentiometer
4.	Measure the power in 3-phase star connected load by two-wattmeter method at different values of load power factor.
5.	Calibrate a single-phase energy meter (Analog and Digital) by phantom loading at different power factor by a) Phase shifting transformer b) Auto transformer.
6.	Measure earth resistance using fall of potential method
7.	Plot the V-I characteristics of a solar panel.
8.	Measure low resistance using Crompton's potentiometer
9.	Measure unknown inductance using Anderson's bridge.
10.	Measure unknown frequency using Wein's Bridge
11.	Measure unknown capacitance using DeSauty Bridge.
12.	a) To see the burden effect on the performance of CT b) To measure phase angle and ratio error of CT.



# RAJASTHAN TECHNICAL UNIVERSITY, KOTA

## SYLLABUS

2<sup>nd</sup> Year - IV Semester: B.Tech. (Electronics Instrumentation & Control)

### Course Outcome:

Course Code	Course Name	Course Outcome	Details
4E14-24	Measurement & Instrumentation Lab	CO 1	Understanding of the fundamentals of Electronic Instrumentation. Explain and identify measuring instruments.
		CO 2	Able to measure resistance, inductance and capacitance by various methods.
		CO 3	Design an instrumentation system that meets desired specifications and requirements.
		CO 4	Design and conduct experiments, interpret and analyze data, and report results.
		CO 5	Explain the principle of electrical transducers. Confidence to apply instrumentation solutions for given industrial applications.

### CO-PO Mapping:

Subject	Course Outcomes	PO 1	PO 2	PO 3	PO 4	PO 5	PO 6	PO 7	PO 8	PO 9	PO 10	PO 11	PO 12
4E14-24 Measurement & Instrumentation Lab	CO 1	3	2	1	2	2							
	CO 2	2	3	1	2	3							
	CO 3	1	3	2	3	2							
	CO 4	1	2	3	2	3							
	CO 5	1	2	3	3	3							

3: Strongly

2: Moderate

1: Weak

Office of Dean Academic Affairs  
Rajasthan Technical University, Kota